

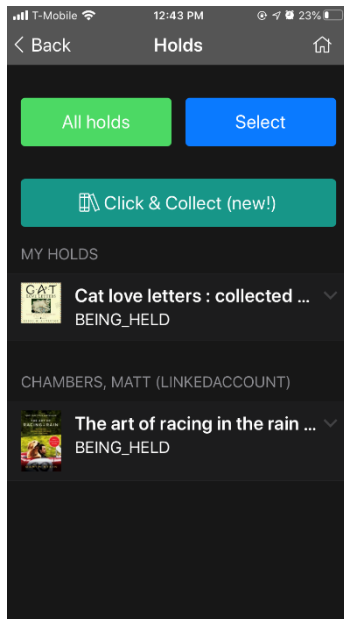
# SEO Libraries App

## Click & Collect Curbside Service

### Did you know?

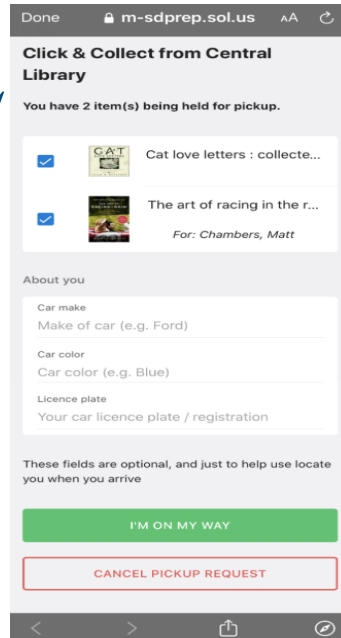
Click & Collect is a safe and convenient way for patrons to pick up “on-hold” items from your libraries. You can wait in your vehicle while a member of the staff brings the items out to you or you can grab your items from a designated space.

1



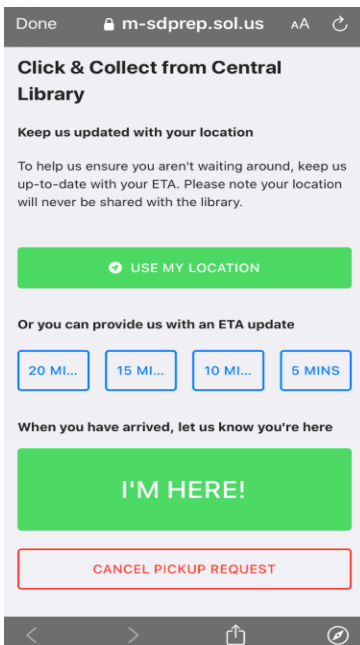
- From the SEO Libraries App, find an item you would like to place on hold
- Verify that the item is labeled “BEING\_HELD” under your list of current holds in My Account
- Click > Click & Collect

2



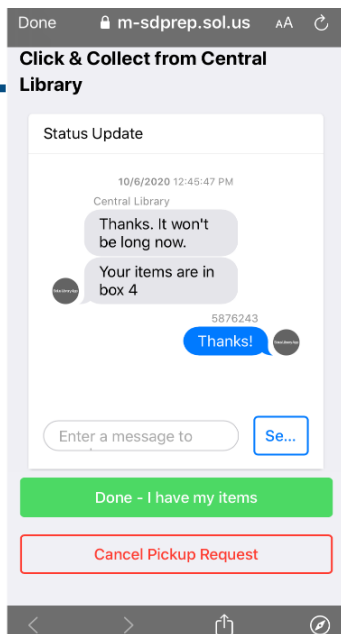
- Enter your information to help the staff identify you when it’s time to bring out your items
- Examples are your vehicle make, model and license plate number
- Select **I’m on my way** when you are headed to pick up your items

3



- Allow for either GPS tracking or select an ETA option
- Tap > **I’m here!** when you have arrived

4



- Receive status updates as the staff prepares and brings out your items
- When you have received your items, hit **Done** to complete the transaction