

A h a x a

a A P D A

Directions: Look at the letter at the beginning of each row. Circle the letters in that row that belong with the first letter.

A

a

Directions:: Practice writing the letter a in capital and lower case.

## A words of interest




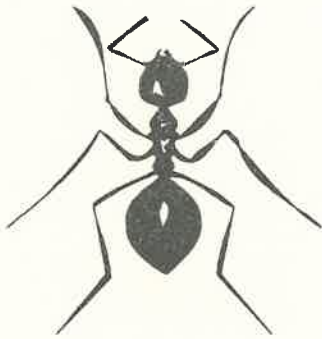
Alphabet, Ants, Astronaut,  
Animals, Alligators, Apples.

A Activities:

Bake an apple pie, visit the Aviary at the zoo, draw some Art for your Aunt, find rhyming words with the A sound in the middle, hat, rat, cat, sat, bat, Sneeze-AA-choo!

Short A

Aa



Directions: Name the pictures. Circle each picture whose name begins with the sound that you hear at the beginning of ant.

B    g    b    f    b

b    B    c    z    B

Directions: Look at the letter in the beginning of each row. Circle the letters in that row that belong with the first letter.

B

b

Directions: Practice writing the letter B in capital and lower case.

## B words of interest:

Baby, balloons, ball, bank,  
bear, bells, bees, boats,  
birthdays, body, bottles,  
buildings, blocks, books.

### B Activities:


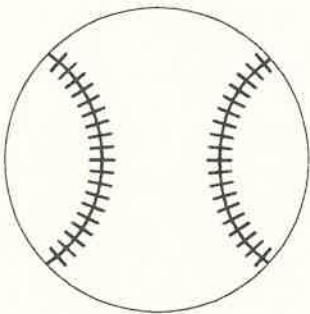
Cuddle up in a blanket to read some books, build a block tower, bounce a ball, pack up a backpack with things that start with B, put some food out for the birds!

**B**

---

**B b**

---



Directions: Name the pictures. Circle each picture whose name begins with the sound that you hear at the beginning of **ball**.

C g c h c f

c C P C S C

Directions: Look at the letter at the beginning of each row. Circle the letters in that row that belong with the first letter.

C

c

Directions: Practice writing the letter A in capital and lower case.

### C words of interest:


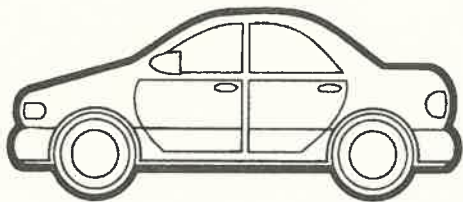

Camping, cars, clocks,  
clothing, colors, construction,  
cowboys/cowgirls, cookies,  
counting.

### C Activities:

Cook and consume Carrots,  
Color a picture with Crayons,  
Costume yourself in some old  
Clothing, Count days on a  
Calendar, Compliment! Cuddle!

C \_\_\_\_\_

Cc \_\_\_\_\_



Directions: Name the pictures. Circle each picture whose name begins with the sound that you hear at the beginning of **Corn**.

D v d c d y

d D T D B D

Directions: Look at the letter at the beginning of each row. Circle the letters in that row that belong with the first letter.

D \_\_\_\_\_

d \_\_\_\_\_

Directions: Practice writing the letter d in capital and lower case.

## D words to Discuss:






Dinosaurs, Dance, Danger,  
Dragons, Dreams, Doctor.

## D Activities:

Draw or doodle, devour a delicious dish for dinner, decorate a door, help your darling dad dust the desks and dressers, play a game of dominos, drive downtown.

D \_\_\_\_\_

Dd \_\_\_\_\_



Directions: Name the pictures. Circle each picture whose name begins with the sound you hear at the beginning of Day.



E e G h e

e F P E E

Directions: Look at the letter at the beginning of each row. Circle the letter in that row that belongs with the first letter.

E

e

Directions: Practice writing the letter E in capital and lower case.

E words for everyone:

Echo, Eskimo, Explore,

Excitement, Escape


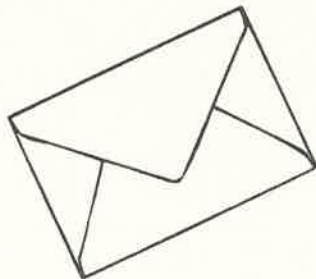


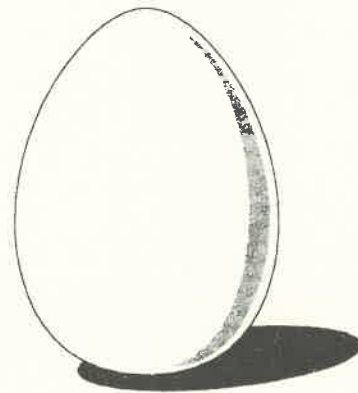
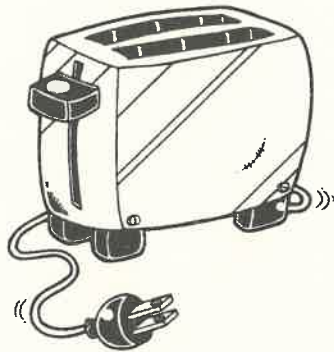
E Activities:

Try some energetic exercises, estimate how many pennies it will take to fill 1 cup—count and see, Escort an expedition around your neighborhood (don't get exhausted!)

# Short E

## Ee

---



Directions: Name the pictures. Circle each picture whose name begins with the sound that you hear at the beginning of **elevator**.