

# “Tails and Tales” Summer Reading Program 2021

## BookPoints Instructions

Website address:

**PEMBERVILLE.BOOKPOINTS.NORWELD.ORG**

### Registering a Reader (Individual and Family accounts)

#### 1. Create an Account –

- a. On the BookPoints homepage, in the center of the screen, you will click on the green “Register” button in the “Create an Account” block. This will take you to another page where you will fill out your name, email address, create a password, select a primary library location (Pemberville, Stony Ridge, or Luckey), enter your library card number and phone number, and agree with the Terms of Use.

#### CREATE AN ACCOUNT

You can sign up here for Summer Reading!  
Click the “Register” button below!

Register

#### 2. Add Readers to the Account –

- a. Once a new account has been created, you can then add readers. If you are an **individual** creating an account solely for yourself, then you just need to add your information. If it is a **family account**, the parent can add multiple readers (one at a time) and select the appropriate program for each reader.
- b. On the Add Readers page input the following information:

- Name of reader
- Age
- Grade – For a child or teen, select the grade they will enter in the Fall; for an adult select “Not in School.”
- School – Type in “None” and select “None” from the dropdown list. We did this because we could not get rid of the school requirement in the form.

#### Add Readers

First Name

Enter your Reader's first name.

Last Name

Enter your Reader's last name or initial.

Age

Enter your reader's age.

Grade

Headstart

Select the last grade completed.

School

Select the school last attended. Start typing and click on your school when it shows in the autocomplete list.

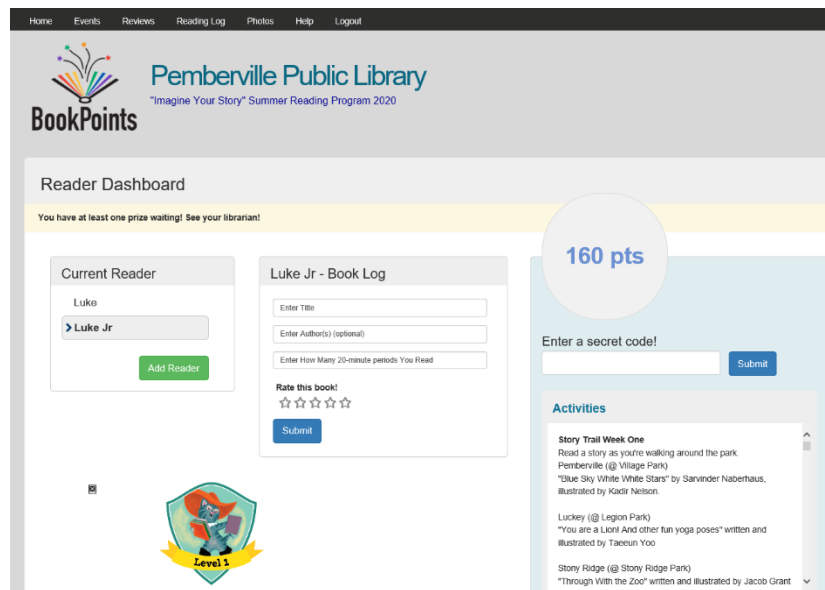
Next

- c. Next, select a reading program: Adult (age 18+), Teen (grades 7–12), or Children (pre-k – 6<sup>th</sup>).
- d. After selecting a program for that reader, BookPoints will then ask if you want to add more readers – here is where a parent would add another reader/child and repeat the process.

After adding all readers, BookPoints will direct you to the Reader Dashboard where you can record reading.

# Recording Reading

1. Select the reader in the “Current Reader” box.
2. Follow the instructions in the center box – “[name]’s Book Log.”
  - a. **Children and Teens** – Enter the number of 20-minute reading periods. Optional – enter the title and author, and rate the book out of five stars.
    - i. Example: If they read for 40 minutes, then enter 2. If they read for an hour, enter 3.
  - b. **Adults** – Enter the number of books read. Optional – enter the title and author, and rate the book out of five stars.

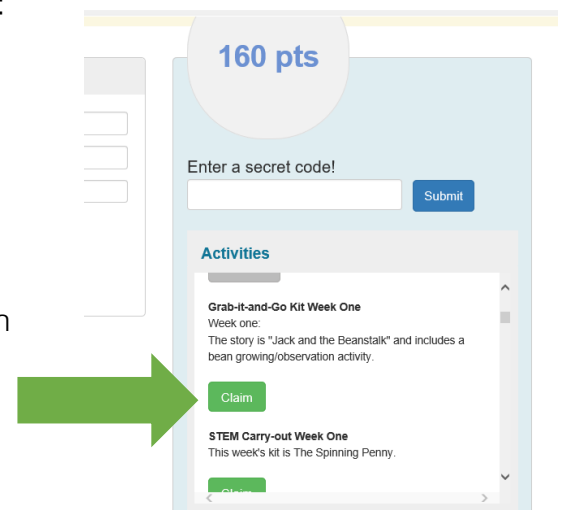


# Earning Additional Points

**Children** earn an additional 20 points each time they complete an activity/event. See the calendar in the *Events* tab on BookPoints for the schedule, or pick up a paper calendar at the library. Each week there will be a combination of:

- Story/Discovery/Trivia/Activity Trail (these will rotate each week through the different parks)
- Take-home Craft Kits
- In-person programs (space limited; registration required)

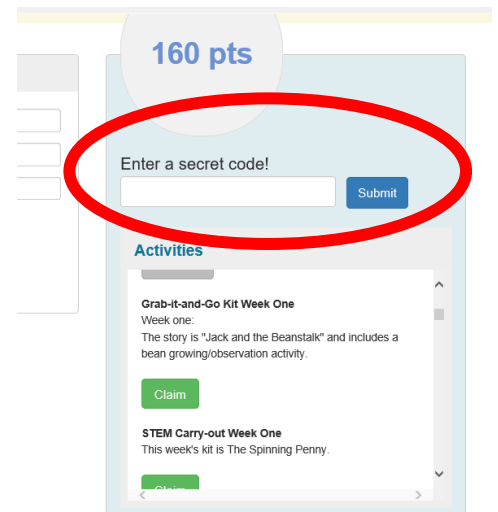
When kids complete these activities, the parent can then click on the green “Claim” button in the “Activities” section of the Reader Dashboard for each activity/event.



**Adults** can earn “Secret Codes” for additional drawing tickets by completing weekly take-home crafts and activity sheets. The Secret Code will be on the activity sheets and provided with the craft instructions. For the crafts, pre-registration is required (see below for registration dates).

Enter the code in the box above the “Activities” section (below your points) of the Reader Dashboard.

- Bingo sheet runs entire program and provide the chance to earn up to three Secret Codes
- June 7 – activity sheet: Word Search; craft: Magazine Wreath (register by June 2, take home week of June 7)
- June 14 – activity sheet: Dark Fairy Tales; craft: Wall Decoration (register by June 9, take home week of June 14)
- June 21 – activity sheet: Coloring Page; craft: Book Vase (register by June 16, take home week of June 21)
- June 28 – sheet: Word Scramble; craft: Centerpiece Trivet (register by June 23, take home week of June 28)
- July 6 (Libraries closed on 7/5) – sheet: Adult Dot-to-Dot; craft: Concrete Planters (register by June 30, take home week of July 6)
- July 12 – sheet: Crossword Puzzle; craft: Book Birdhouse (register by July 7, take home week of July 12)
- July 19 – sheet: Guess That Children’s Book; craft: Magazine Coaster (register by July 14, take home week of July 19)
- July 26 – sheet: Emoji Pictionary; craft: Canvas Painting (register by July 21, take home week of July 26)



All reading, activities, and Secret Codes need to be entered online by the end of the day on Saturday, July 31, 2021. Winners of the Teen and Adult prize drawings will be announced the morning of Monday, August 2, 2021. Kids can come into the library the first week of August to collect their final beads and brag tags.