

F f j f e r f p

f F R U F W F S

Directions: Look at the letter at the beginning of each row. Circle the letters in that row that belong with the first letter.

F

f

Directions: Practice writing the letter F in capital and lower case.

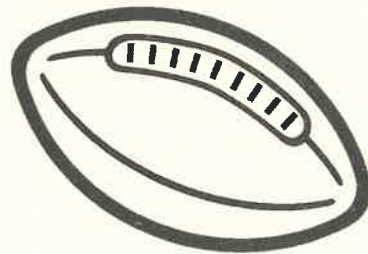



Fun Fantastic F words:

Family, Farms, Flowers,
Friends, Fish, Fears.

F activities: Feed your family a fruit salad (or french fries), count forty or fifty footsteps, play follow the leader, watch the forecast...will it freeze... will there be fog...will it flurry? Fly your flag.

F

Ff



Directions: Name the picture. Circle each picture whose name begins with the sound you hear at the beginning of **face**.

G w g q s g m

g G L G Q R G

Directions: Look at the letter at the beginning of each row. Circle the letters in that row that belong with the first letter.

G

g

Directions: Practice writing the letter G in capital and lower case.

Great G Words!




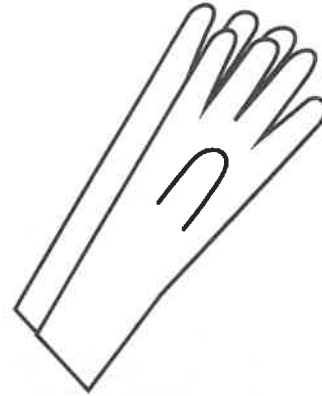
Grandparents, gifts, girls,
green, grass, gorillas, giggle

G Activities:

Find where you are on a globe, Go to a pet store and look at the guinea pigs and guppies, Play a guessing game, Measure how tall you are on a growth chart, Get some seeds for your garden-store them in the garage!

G

Gg



Directions: Name the picture. Circle each picture whose name begins with the sound that you hear at the beginning of **gum**.

H j h r h w h

h Q H L W H X

Directions: Look at the letter at the beginning of each row. Circle the letters in that row that belong with the first letter.

H

h





Directions: Practice writing the letter h in capital and lower case.

Heavenly H words: Hobbies,
holidays, hats, horses,
homes, history, humor.

H Activities: Hungry? Have a ham-
burger, Make animal noises—hoot,
howl, hiss, honk, Do something healthy
for your heart—hike!, Write a haiku (short
poem, 3 lines, no rhyme, 1st line =5 syllables, 2nd=7 syllables, 3rd=5 syllables.),
Give someone a helping hand, a hearty
handshake, a huge hug!

H

Hh



Directions: Name the picture. Circle each picture whose name begins with the sound you hear at the beginning of **hamburger**.

I j r i p i d I

i W I R I G X I

Directions: Look at the letter at the beginning of each row. Circle the letters in that row that belong with the first letter.

I

i

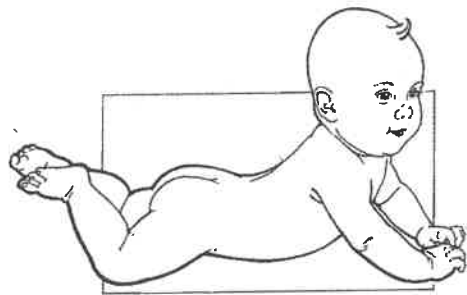
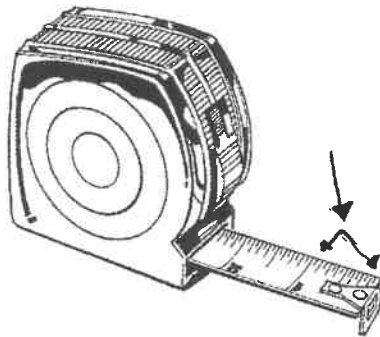
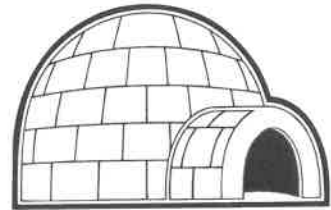


Directions: Practice writing the letter I in capital and lower case.

**Incredible I words: Island,
Insects, Imagination,
Invention.**

**I Activities: Learn what your initials are,
Take out a bug book and see how many
insects you can identify, invite someone
over, draw an illustration of your
favorite story, impress everyone with
your intelligence about the letter "I".**

I

Ii



Directions: Name the picture. Circle each picture whose name begins with the sound that you hear at the beginning of **itch**.



Directions: Name the picture. Circle each picture whose name begins with the sound that you hear at the beginning of **island**.

J i p j r j d j q j d
j U W J X J N J R

Directions: Look at the letter at the beginning of each row. Circle the letters in that row that belong with the first letter.

J _____

j _____



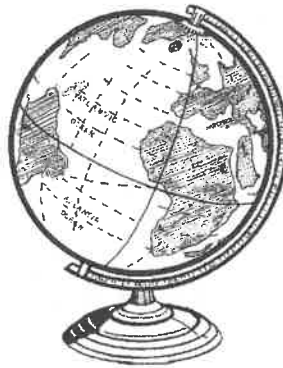

Directions: Practice writing the letter J in upper and lower case.

**Jubilant J words: Jewels,
junk, jokes, jungle.**

J Activities: Take your juvenile to the playground to play on the jungle gym, make a jug full of juice or some jello jigglers, put together a jigsaw puzzle—when you're done, jumble up the pieces, find joy in everyday things.

J

Jj



Directions: Name the picture. Circle each picture whose name begins with the sound that you hear at the beginning of **jump**.