

K h k p k d k r

k W K R K S K L K

Directions: Look at the letter at the beginning of each row. Circle the letters in that row that belong with the first letter.

K

k

Directions: Practice writing the letter k in capital and lower case.

## Keen K Words:

Kaleidoscope, kick, kindergarten, king, keyboard

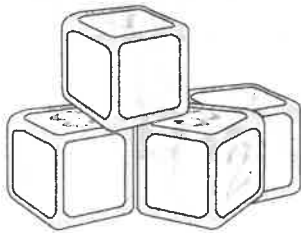
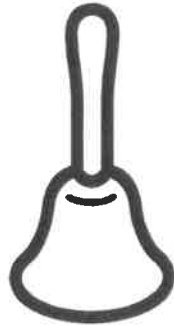
## K Activities:

Kiss your kid, practice your karate kicks, find the ketchup and the kettle in your kitchen, Find ways to be kind to each other, rattle your keys, go fly a kite!

K

Kk

---



**Directions:** Name the pictures. Circle each picture whose name begins with the sound that you hear at the beginning of **kid**.

L s l d j l x l w l

l W L R L G H L O L

Directions: Look at the first letter at the beginning of each row. Circle the letters in that row that belong with the first letter.

L

l

Directions: Practice writing the letter L in upper and lower case.

## Lovely L Words:

Language, Large, Library!




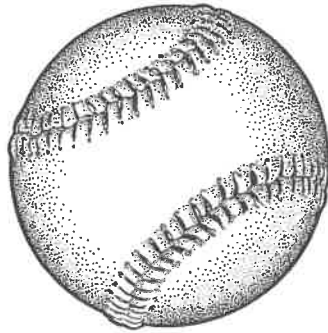

Light, Laughter, Life

L Activities: Sort lots of laundry, rake up leaves on your lawn, lick a lollipop, have some luscious lasagna and lemonade for lunch, listen to a story, learn something new, tell someone that you love them.

L

LI

---



**Directions:** Name the pictures. Circle each picture whose name begins with the sound that you hear at the beginning of **lake**.

M n p m s m h m

m H M R M J M W

Directions: Look at the letter at the beginning of each row. Circle the letters in that row that belong with the first letter.

M

m

Directions: Practice writing the letter m in capital and lower case.

## Marvelous M Words


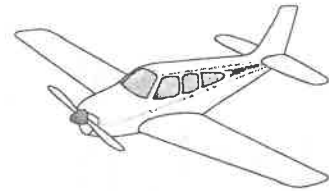

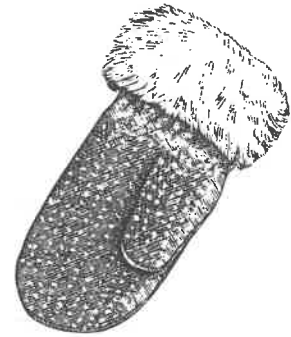

Machines, Magic, Moon,  
Mountains

M Activities: Practice your manners at mealtime, Learn about money—what's a penny, a nickel, a dime, and a quarter? , Make faces in the mirror, Play a game of make believe!

M

Mm

---



**Directions:** Name the pictures. Circle each picture whose name begins with the sound that you hear at the beginning of **man**.

N n m h n u n p n

n M N H W N B N J

Directions: Look at the letter at the beginning of each row. Circle the letters in that row that go with the first letter.

N

n

Directions: Practice writing the letter N in capital and lower case.

## Numerous N Words:

Noodles, Numbers, Nuts,




Nurses, Neighborhood

N Activities: Take a nature walk—see how many plants, animals and trees you can name, nibble a nutritious snack, Look at a compass and find which way is north, read + recycle your newspaper, take a needed nap at noon!

N

Nn

---



**Directions:** Name the pictures. Circle the picture whose name begins with the same sound that you hear at the beginning of **nut**.



O q y o s o w o o d o

o U S O Q O G O B O

Directions: Look at the letter at the beginning of each row. Circle the letters in that row that belong with the first letter.

O \_\_\_\_\_

o \_\_\_\_\_

Practice writing the letter o in capital and lower case.

## Outstanding O Words:

Outer Space, October,  
Original, Outrageous.


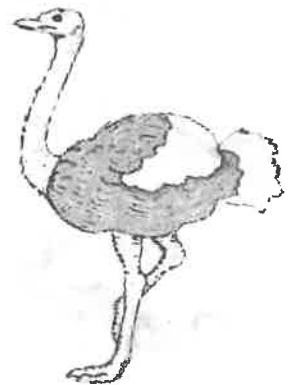

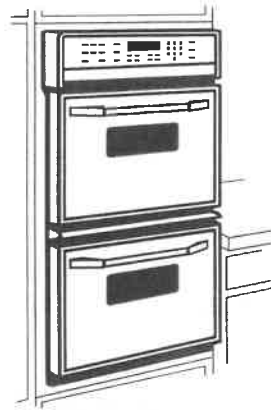

O Activities:

Make an omelet or oatmeal with orange juice for breakfast, Offer to take your offspring outside, Listen to some organ, oboe, or orchestra music, Try on last year's outfits to see if they are outgrown, put your closet in order-organize!

# Letter O

## Oo

---



**Directions:** Name the pictures. Circle the pictures whose name begins with the sound that you hear at the beginning of **otter**.