

P d b p r p s p f g p

p W P D X P J P

Directions: Look at the letter at the beginning of each row. Circle each of the letters in that row that belong with the first letter.

P

p

Directions: Practice writing the letter p in capital and lower case.

Powerful P Words:

Pretend, Plenty, Promise




Positive, Possibilities

P Activities:

Paint a picture on some paper (or use a pen or pencil), Play the piano, Put on your pajamas, Plan a visit the planetarium, Go on a picnic-bring some pretzels, popcorn and plastic plates, Put together a puzzle.

Letter P

Pp



Directions: Name the pictures. Circle each picture whose name begins with the sound that you hear at the beginning of **paper**.

Q q p d b q g q f q

q Q T O Q P Q D

Directions: Look at the letter at the beginning of each row. Circle the letters in that belong with the first letter.

Q _____

q _____

Directions: Practice writing the letter q in capital and lower case.

Quality Q Words:



Quiet, Quilt, Quote, Queen

Q Activities:

Spend some quiet quality time together reading books, find all your loose change and count your quarters, run quickly, fill out a questionnaire, make a quart of juice to quench your thirst.

Q

Qq



Directions: Name the pictures. Circle the pictures whose name begins with the sound that you hear at the beginning of **queen**.

R s r h r p r f r z

r R B R D K R T R

Directions: Look at the letter at the beginning of each row. Circle the letters in that row that belong with the first letter.

R _____

r _____

Directions: Practice writing the letter R in capital and lower case.

Radiant R Words



Reward, Right, Run,
Relative, Red

R Activities:

Dance to some rock n' roll on the radio,
see how many robins and rabbits you can
count in a day, remember to read when its
time for a rest, return your library books
and take out more, don't throw things out
in the rubbish—recycle!

Letter R

Rr



Directions: Name the pictures. Circle the pictures whose name begins with the sound that you hear at the beginning of the word **rose**.

S s w s c s j s d

s R S X Z S K S

Directions: Look at the letter at the beginning of each row. Circle the letters in that row that belong with the first letter.

S _____

s _____

Directions: Practice writing the letter s in upper and lower case.

Super S Words:

Seasons, Small, Smile,





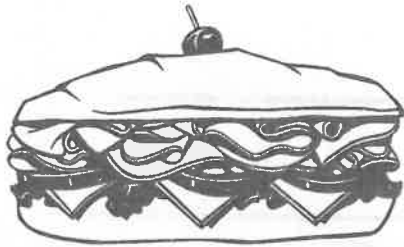
Stuff, Spot, Sun, Sky.

Story.

S Activities: Splash in a swimming pool, Sip or slurp some soup, Step up the stairs, Sing a song, Stand still.

Letter S

Ss



Directions: Name the pictures. Circle each picture whose name begins with the sound that you hear at the beginning of **soap**.

T e t f h t z t p t

t T Y V T L T E T

Directions: Look at the first letter in each row. Circle the letters in that row that go with the first letter.

T _____

t _____




Directions: Practice writing the letter t in upper and lower case.

Terrific T Words: Treasure,
Toddler, Talent, Teach.

T Activities: Talk about your senses of taste and touch, play a game of tag, tape your child's voice and play it back to them, build a tent inside the house, tiptoe—but don't trip, tidy up your toys.

Letter T

Tt



Directions: Name the pictures. Circle the pictures whose name begins with the sound that you hear at the beginning of **toad**.