

U w u v n u x u s u  
u V U S U R U M U

Directions: Look at the first letter in each row. Circle the letters in each row that go with the first letter.

U \_\_\_\_\_

u \_\_\_\_\_

Practice writing the letter u in upper and lower case.

## Ultimate U Words:

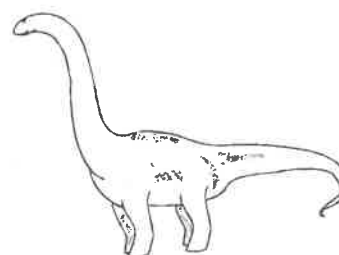

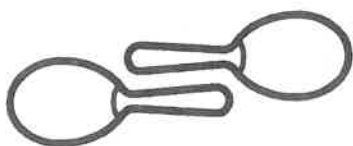
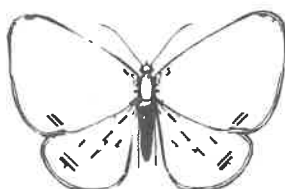
Understand, Unusual, Unicorn, Us.

## Letter U Activities:

Do something unexpected, throw a ball up into the air, swim underwater, hide under a table, sing in unison.

# Letter U

## Uu



Directions: Name the pictures. Circle the pictures whose name begins the sound you hear at the beginning of **us** or **use**.

V w y v u v S V

V R V Z M V B V

Directions: Look at the letter at the beginning of each row. Circle the letters in that row that belong with the first letter.

V

v

Directions: Practice writing the letter v in upper and lower case.

## Valiant V Words:




Vanilla, Volcano,  
Veterinarian,

V Activities: Sing – and adjust the volume on your voice, visit the village hall, eat your vegetables, Volunteer!

# Letter V

Vv

---



**Directions:** Name the pictures. Circle the picture whose name begins with the sound you hear at the beginning of Valentine.

W v n w s w x w

w x w p w z w t

Directions: Look at the letter at the beginning of each row. Circle the letters in that row that belong with the first letter.

W

w

Directions: Practice writing the letter w in upper and lower case.

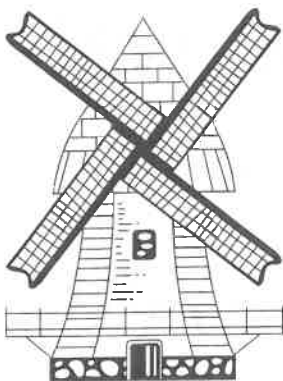

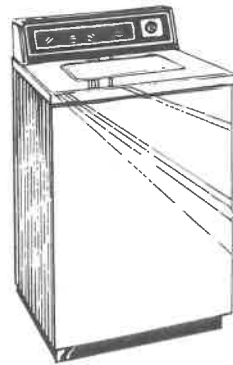


Wonderful W Words:

Wind, Wish, Winter.

W Activities: Wade in water,  
Howl like a wolf, walk in the  
woods, whistle while you  
work!

# Letter W

## Ww



**Directions:** Name the pictures. Circle the pictures whose name begins with the sound that you hear at the beginning of **wolf**.

X b x w s x m x o x

Y g y p y j y l y

Z r z w z b z o z

Directions: Look at the letter at the beginning of each row. Circle the letters in that row that belong with the first letter.

Xx \_\_\_\_\_

Yy \_\_\_\_\_

Zz \_\_\_\_\_

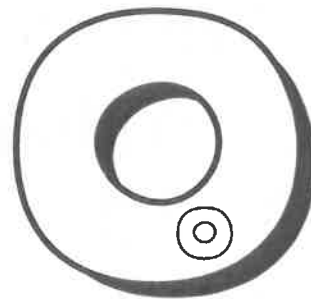
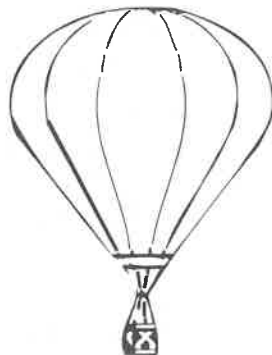
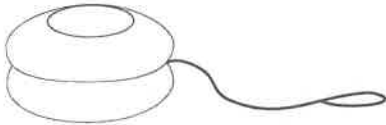
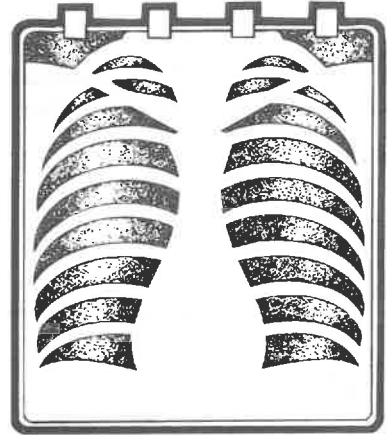


Directions: Practice writing the letters X, Y, and Z in upper and lower case.

Excellent X Y and Z Words:  
Xylophone, Yesterday, Zephyr.

X Y Z Things to do: Play tic-tac-toe to practice writing x's, Zip up zippers, learn your zip code, go to the zoo, have a young person help you with your yard-work.

# Letters X Y and Z

Xx Yy Zz



Directions: Name the pictures. Circle the pictures that begin with the x, y, or z sound. X sound is at the end of the word **box**. Y sound at the beginning of the word **yes**. Z sound is at the beginning of the word **zone**.